

"Quality work at a fair price"



**Healthy Living
Air Duct Cleaning**

healthyductcleaning.com

262-236-6750

healthylivingairductcleaning@gmail

Our Process:

- After contacting the customer the night before to confirm our appointment for the next day we arrive on time and ready to work.
- We put booties on to protect the customers floors .
- Give a camera inspection before and after the work is complete so the customer knows their HVAC system has been cleaned to our standards .



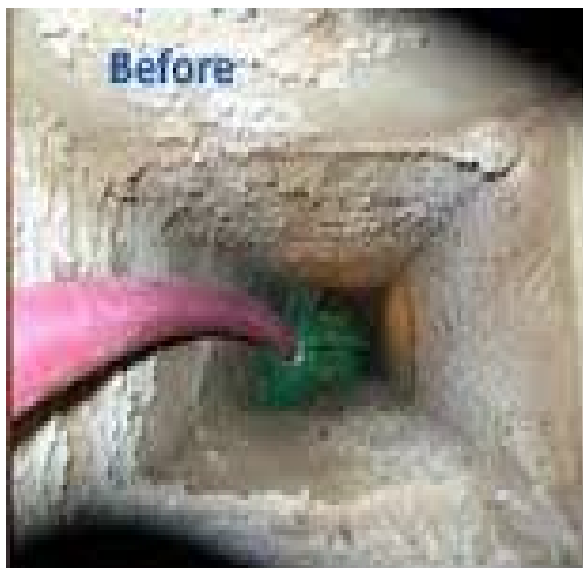
- We lay floor runners down to protect the customers floors.



- We remove each vent cover and vacuum it making sure it is dust free.




- We use either the Rotobrush cleaning system which has three 35' hoses with a brush that spins at 450rpm dislodging the dust and sucking it through the same hose filtering it through two HEPA filters and a HEPA bag before releasing the air back into the home.



- Or the push pull method that requires different types of compressor heads called whips and nozzles.



- We connect a negative air machine to the system by cutting a access hole into your air ducts and attaching our 12" diameter hose. The negative air machine operates at a powerful 5000cfm that puts your whole HVAC system under a negative air pressure (*Your HVAC system turns into a big vacuum*). While your system is under negative pressure we insert a hose into each duct breaking up the dust and pushing it towards the hose hooked to the system. The dust is then sucked out into the machine that is placed outside where it is also filtered.



- We patch all access holes with a piece of sheet metal and securing it with zip screws. We apply foil tape insuring there are no air leaks.



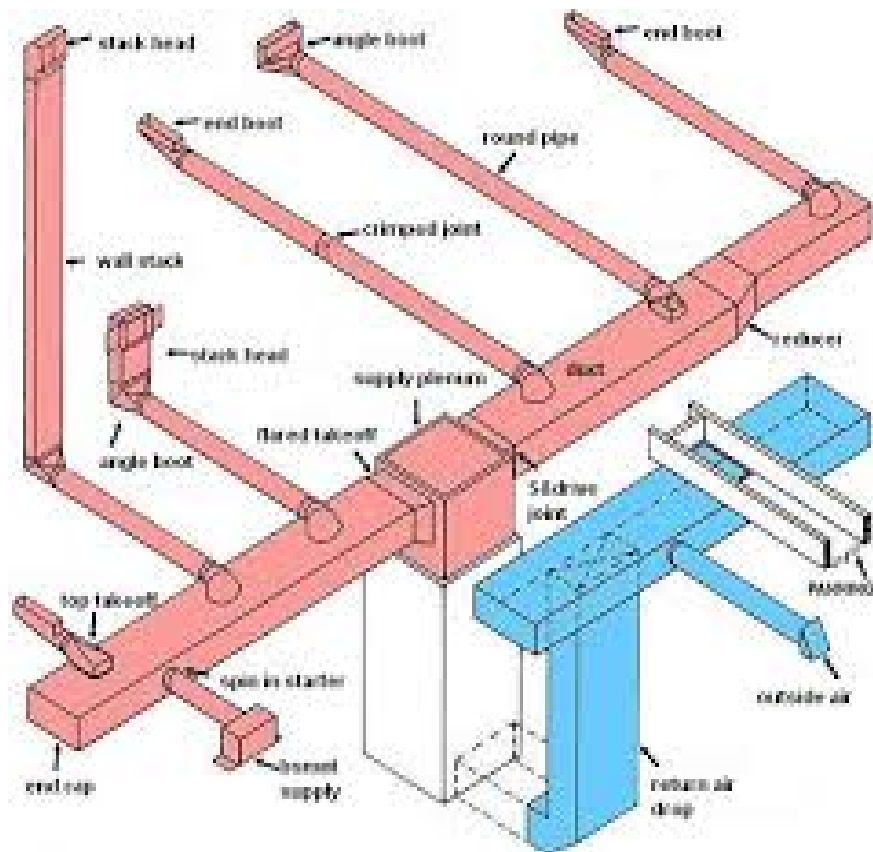
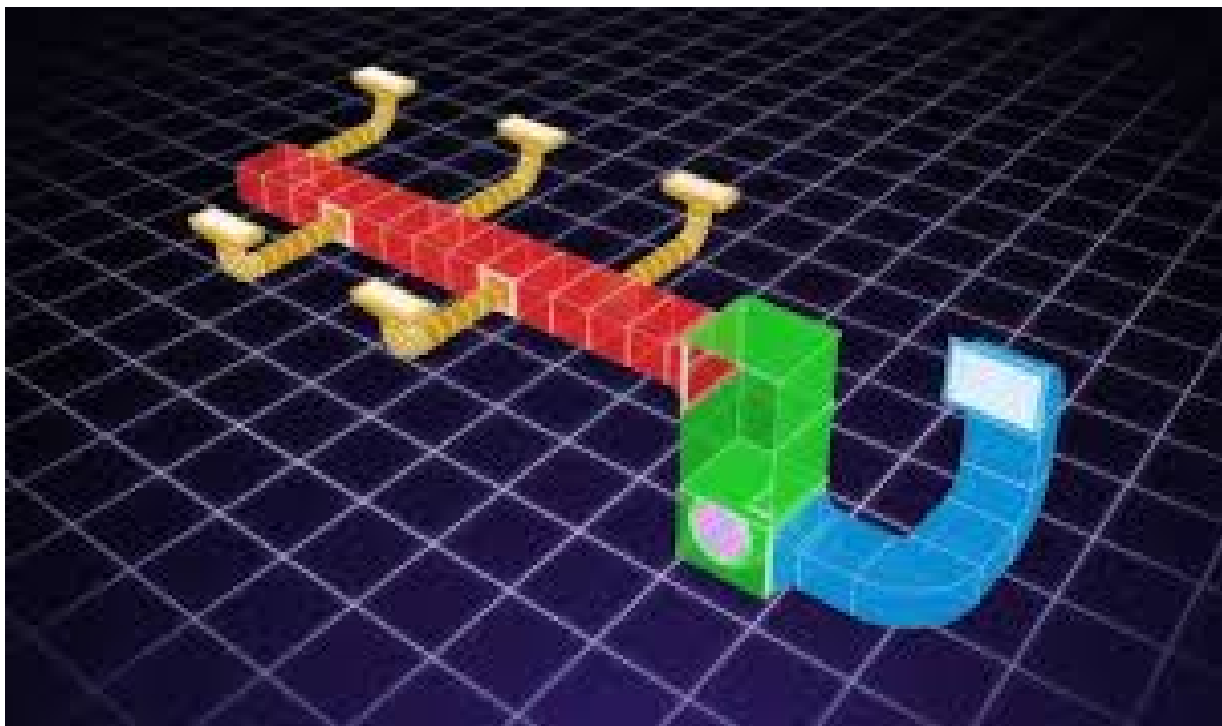
- If 1" holes were drilled to access some of the HVAC system we plug these holes with a 1" rubber grommet that insures no air leaks when applied.



- Once the system is sealed back up we sanitize the system with a product called Envirocon. This kills any mold, bacteria, fungi, or dust mites that may be lurking in the system.



CH1287



- We close up all the vent covers, remove the floor covering and make sure the furnace and home are left in working order.
- Each customer receives a refrigerator magnet and business card.

Don't let your family breathe all that pollution

dirt, debris and allergens like pollen, dust & pet dander.



Air Duct Cleaning & Sanitizing
262/957-4018

Healthy Living Air Duct Cleaning

- FREE CAMERA INSPECTION
- FREE ESTIMATES
- INTEGRITY-HONESTY-PRIDE
- NO SCAMS, NO GIMMICKS

Email: healthylivingairductcleaning@gmail.com Phone: 262/957-4018

"Quality work at a fair price"
Air Duct/Drier Vent Cleaning & Sanitizing






Commercial References:

Hair and Body Solutions located off of Mooreland in New Berlin

Dawn and Bill Panfill 262-780-2494

Blue Kangaroo Laundromats in the Milwaukee Area

Brian at Coin Laundry 414-313-6785

Chiropractic Complete on Janesville Road in Muskego

Chris Culligan 414-704-1739

Cleaned his home and his business

Residential References:

Matt Anderson owner of Matty's bar and grill in Muskego

414-305-9278

Cindy Priest

Owner at Ralph's Heating and Cooling

414-397-0861

Scott LeMarr

Owner of Honest Home Inspection and Milwaukee Mold Inspection

262-422-2710





